

Thank you for contacting Barking Solutions



BARKING SOLUTIONS

Dear Sir/Madam

BARKING SOLUTIONS PACK

Please find contained within this document information to assist you and your neighbour in resolving the barking dog matter. Please download and print out as required.

Please complete the "Barking Diary" on page 4 of this information pack with as many details as possible and then give it to your neighbour along with the "Information for Dog Owners" on page 7 and "Barking Prevention and Ways to Stop Nuisance Barking" on pages 8 and 9.

After completing the Bark Diary, keep a copy of the completed Barking Diary, as you may need to send it to the Council along with the Council letter on page 5 of this information pack.

This information can be given to your neighbour personally or anonymously by leaving it in their letterbox. Many dog owners are unaware that their dog may be nuisance barking whilst they are not home.

Please, initially allow the dog owner enough time to digest the information and deal with the matter. If after such time no result is achieved, you should contact your local Council to pursue the matter further.

Yours faithfully

BARKING SOLUTIONS










COMPLAINANT INFORMATION

Nuisance barking complaints are difficult to deal with for a number of reasons:

- ❧ Each individual person will have a different view as to what is a noise nuisance. This will vary from the location of the dog to the complainant, noise tolerance level of complainant, type of barking and time/length of barking.
- ❧ Information supplied by complainant is based on personal recollection and findings, as to how the barking affects that individual.

Nuisance Barking Can Be Defined As Follows:

- ❧ Dog regularly barking at every person or dog passing property or using part of the street, with barking continuing for a period of time.
- ❧ Dog regularly barking, howling or whining for periods in excess of 10 minutes when the owners are absent or ignoring the dog.
- ❧ Dog aggressively rushing, jumping, barking or growling at any of the fences.
- ❧ Dog regularly barking during the night.
- ❧ Dog regularly barking at the neighbours.
- ❧ Dog barking excessively for no reason or no apparent reason.
- ❧ The correctness of information relating to the reason, time, date and duration of barking is crucial if the matter is to proceed to court. If information collected is not accurate or legitimate, legal action may be lost. Video or audio taping of dog is usually not admissible in court.
- ❧ Identification of the dog barking is essential. Noise can and will travel in different directions. Ensure the location of the barking dog is correct. Sometimes complainants make the mistake of accusing a dog for nuisance barking when it is really another dog causing the problem.
- ❧ In certain situations the complainant can unintentionally worsen the dogs barking. This can happen by one of the following actions:
 - ❧ Verbally abusing the dog in an aggressive manner.
 - ❧ Hitting the dog or fence.
 - ❧ Hosing or throwing objects at the dog.
 - ❧ Teasing dog through the fence (by children or neighbour).
 - ❧ Neighbour's cats entering the dog's property or walking along fence line (if this is the case the neighbour must restrain cats from dog's yard).

-  Have the circumstances of the dog owner or complainant changed? Barking may increase if changes have been made to the dog's environment e.g. owners change of work hours, someone leaving house, new person in house, new neighbours, change in the number of dogs, new baby in house etc.
-  The complainant should consider doing everything within their power to ensure that they or something/someone within their control is not the cause of the nuisance barking. This in conjunction with the dog owner's efforts will help reduce the barking.
-  Some dog owners find it extremely difficult to believe that their dog is causing a nuisance by barking whilst they are not home. A dog will not usually be barking when the owner is arriving home. Dogs generally tend to bark less when their owners are at home.
-  The dog owner should be informed as soon as the barking becomes excessive. If the complainant is to directly approach the dog owner, it is important to be civilised when explaining to the dog owner the following:
 -  Date, time and duration of dog barking
 -  Reason for dogs barking if known
 -  Where dog is barking (i.e. front, back or side fence etc)
 -  Effect the barking is having on complainant's life
 -  Any other relevant information to assist the dog owner in dealing with the problem.

It is important that a barking dog issue is not made up out of hostility between two neighbours, a neighbourhood dispute or a dislike of the neighbour. The barking nuisance should be considered in detachment to all other matters and is not used as a form of revenge or retaliation against a neighbour, as the dog's life may be at issue here.

The complainant should remember that as much as the barking may be disrupting their life, the dog owner would need sufficient time to deal with the problem. The complainant's support and information will greatly assist the dog owner in this area.

BARKING DIARY

It has been noted when the dog barks and findings are expressed as follows:

1. Dog is barking regularly during the:

Day - morning/noon/dusk
Night - early evening/late night

2. Barking occurs: One/twice/several times

3. Barking may last up to: _____minutes_____hours

4. Barking increases when: You are out/you are at home
Other _____

5. Barking starts as soon as you leave home:

No/Yes
Usually within_____minutes

6. Dog is barking at: People and or dogs passing
the property, neighbour and/or
neighbour's dog/birds/cats,
Postman/unknown/nothing
Other_____

7. Dog is barking at the: Front/back/side of fence line
Other_____

8. When dog is barking it will: Run along fence line-front/back/side.
Sit or stand in one spot
Other_____

9. If more than one dog: Does one dog bark more than other _____
Barking increases when playing/fighting
Other _____

10. Any other relevant information: _____

ADDRESS OF OFFENDING DOG/S: _____

Note: If the barking problem has not been resolved within 14 days - please fill in the Council letter and forward it with a copy of the Barking Diary to your local Council Health Dept.



STANDARD COUNCIL LETTER
ISSUED BY
BARKING SOLUTIONS

TO: COUNCIL

Dear Sir/Madam

RE: BARKING SOLUTIONS PACKAGE

We have obtained a copy of the Barking Solutions Package and followed the instructions contained within.

As fourteen (14) days have now passed and the problem has not been resolved, we are now passing the problem to Council for attention.

A copy of this Barking Diary and Information for the Dog Owner has been supplied to the dog owner on _____ (date).

Please find attached a diary showing the dates and times of barking.

Yours faithfully,

NAME: _____

ADDRESS: _____

PHONE: _____ DATE: _____



STANDARD NEIGHBOUR LETTER
ISSUED BY
BARKING SOLUTIONS

Dear Neighbour

RE: UNNECESSARY DOG BARKING

Unfortunately it has come to our attention that your dog is causing a nuisance by barking/howling at certain times.

We are unsure if you are aware of this problem. Therefore we would like to assist you initially in seeking information on ways to deal with this matter.

We would appreciate that you take action as soon as possible to ease the situation.

We have given you this option rather than making a formal complaint to the Council.

Enclosed is a copy of the Barking Diary noting the common barking times and information and options for dealing with a barking dog.

Kind Regards,

Your Neighbour

NAME: _____

ADDRESS: _____

INFORMATION FOR DOG OWNER

WAYS TO VERIFY A BARKING COMPLAINT



STANDARD INFORMATION FOR
DOG OWNER ISSUED BY
BARKING SOLUTIONS

It is important that the dog owner investigates the barking and not just relies on the complainant's information. This will assist in identifying if the dog is causing a nuisance and will help if/when dealing with barking. Below are some guidelines to help authenticate or dispute the barking complaint:

- 🐕 Firstly check with all surrounding neighbours to establish if, when and why the dog may be barking. Establish if the dog is causing a nuisance to other neighbours.
- 🐕 Have another neighbour record (diary) details of dog barking.
- 🐕 Leave a voice-activated tape recorder on when you are out.
- 🐕 Check on the dog regularly at the time of the alleged barking (ensure that the dog does not notice you).
- 🐕 Secretly take the dog to a boarding kennel for a few days to a week. During this period request the council check with the complainant (if an official complaint has been made) regarding the activity of barking dog. A signed receipt from the kennel should be obtained.

POINTS TO REMEMBER

There are a number of commonly mistaken beliefs surrounding barking dogs. Below are some facts relating to barking dogs:

- 🐕 A good guard dog is a dog that only barks when it has reason to i.e. intruders, danger, fire etc. A dog that continually barks will be ignored. Just like the recurring car alarm.
- 🐕 A dog will generally bark more when its owner is out rather than home.
- 🐕 De-sexing will not reduce a dog barking or other behaviour problems.
- 🐕 It is not normal for a dog to bark excessively or for a long period of time.

BARKING PREVENTION

AND WAYS TO STOP

NUISANCE BARKING



ISSUED BY
BARKING SOLUTIONS

Because most people today buy a dog for protection as well as a companion, it is important that we understand the distinct differences between a good watchdog and a nuisance barker. Allowing your dog to bark at anything it likes is not the correct way to teach it to be a "good watch dog".

NUISANCE BARKING

A dog that barks at birds, noises, neighbours, passing pedestrians or other dogs is not actually good watchdog. A dog like this is similar to a car alarm that keeps going off for no reason. People will eventually take no notice when it goes off for a legitimate reason and it will be also be annoying to your neighbourhood.

A GOOD WATCH DOG

A good watchdog is a dog that only barks when someone attempts to enter your property or there is imminent danger (house fire, snake in the yard etc). Good barking habits can be trained into your dog easily, providing you are clear about exactly what you want your dog to bark at. By doing this, it will teach you to respond to your dog's bark because it will be a warning sign and not any everyday noise.

BARKING PREVENTION AT THE PUPPY STAGE

A young pup that barks at people or noises is a good indication that you have a budding nuisance barker developing. This is a sign of a nervous pup that worries about everything. A well-adjusted pup will not usually start barking until somewhere between 8 to 12 months of age.

If you have a pup that is starting to bark at everything that moves, discipline it by growling "**BAD**" at the precise moment it starts. Praise it as soon as it responds. Clapping your hands or throwing a water bomb near the pup and at the same time growling your reprimand word should help cease any premature barking. A puppy that persists even after your reprimand could need some socialising. Try a Puppy School or seek professional help.

TIPS ON CURING NUISANCE BARKING

When you are home and your dog is outside barking, firstly go out and reprimand yell "**BAD**". The reason you use the word we have suggested is so the dog will learn these words are directed at it not at whatever it is barking at. The other reason for yelling is you will need to be louder than the noise the dog is making. If you use the "**BAD**" word every time your dog does something wrong it will soon catch on. Be sure to praise your dog as soon as it stops what it is doing wrong. Monitor the barking and only reprimand for those things that do not constitute a good watch dog, i.e. birds, noises, the neighbours, passing pedestrians and other dogs, etc.

WHEN YOU ARE OUT

Because dogs are pack animals they can become stressed when the pack leaves without them (where you or your family leave the house). Some of the reasons can be:

- 🐕 **Separation Anxiety** usually identifiable by barking as soon as you leave. You will need to sneak back and catch the dog barking and reprimand the way mentioned above.
- 🐕 **Apprehensive/Fearful** usually found in the nervous, confidence-lacking dog that barks out of the fear of the unknown. Also the fact that it is the only one home and it is not reprimanded for this barking when the owner is out. Your dog needs to be socialised and you may need to seek professional help to deal with any serious fears your dog may have.
- 🐕 **Boredom** usually identifiable in the fact that your dog will bark, dig and chew. To help fill some of your dog's day, buy a large bone and chain it to a tree or post (the bone, not the dog) the idea being that the dog cannot bury it. Also consider a "dog walking service".
- 🐕 **Territorial** this type of dog is normally the dominant confident type and as a rule is not the worst culprit of nuisance barking. However, if you have problems with this type of dog, you will need to seek professional help.

GENERAL TIPS OF GOOD DOG MANAGEMENT

1. Desex your dog at an early age (but it is never too late).
2. Register your dog with your local council as soon as it becomes eligible.
3. Never console a frightened, aggressive or barking dog. Reprimand for undesirable behaviour and only praise for good behaviour.
4. Do not allow your dog to bark at things that are not a threat to your security, such as passing pedestrians, the postman, neighbours, stray dogs, birds etc.
5. Be a responsible dog owner and remember a good watchdog makes for a happy neighbourhood.
6. Seek professional help if your dog is too difficult for you to handle, and if so, don't feel like you have failed. Humans are naturally human trainers and it takes special skills to be able to train dogs successfully.
7. Always walk your dog on a lead and pick up any droppings.
8. Wherever possible confine your dog at night to reduce any annoyance to your neighbours.

WHERE TO GO FOR HELP

If you have tried all of these techniques and are still having problems, you should contact a registered dog-training organisation for help. Dog Training books and videos may also be available through your local library, contact your Council for a list of the outlets where available.



Training Information Proudly Supplied by
Bark Busters Home Dog Training
FREE CALL 0800 167 710

Australia
1800 067 710
www.barkbusters.com.au

New Zealand
0800 167 710
www.barkbusters.co.nz

United Kingdom
0808 100 4071
www.barkbusters.co.uk

Canada
1866 418 4584
www.barkbusters.ca

United States
1877 500 2275
www.barkbusters.com

Japan
0120 272 109
www.barkbusters.co.jp

Spain
900 649 022
www.barkbusters.co.es

Unleash Their Good Behaviour

In-Home Dog Training

Simple, Natural and Dog Friendly

Developed in Australia, our simple, natural and dog friendly training techniques are based on the way dogs naturally communicate.

With training taking place in your home, you will see amazing results, in most cases, in hours not weeks. Plus you'll see continued improvements with practice and time.

Your Bark Busters trainer will help you to better understand your dog and how he thinks, giving an enhanced relationship that is more relaxed and enjoyable for both of you.

Learn how to communicate with your dog the Bark Busters Way.

Works Great for Puppies, Too!

Get started on the right paw with your new puppy! Bark Busters' natural training techniques use the same body language and voice control puppies understand instinctively, giving quick, exceptional results.

Your Bark Busters trainer schedules the lessons to align with your pup's natural learning curve.



Over 1 Million Dogs Trained Worldwide

Guaranteed Lifetime Support

When you choose Bark Busters you can rest easy knowing that we offer Lifetime Support for any dog. We believe this offer is unequalled anywhere in the world.

Worldwide Guarantee- transferable to any country or area where Bark Busters has a location that is serviced by a Bark Busters trainer.

Our Bark Busters trainers are committed to assisting you and finding a solution to your dog's behavioural issues. *Conditions Apply

How Does Your Dog Rate?

To find out your dog's behaviour rating, circle the ratings that best apply, then total your score.

	Not at all	Sometimes	Often
1. Does your dog bark and answer the doorbell?	1	5	10
2. Does your dog constantly seek attention?	1	5	10
3. Does your dog jump up on visitors or you?	1	5	10
4. Does your dog ignore you when you call?	1	5	10
5. Is your dog destructive?	1	5	10
6. Does your dog lunge at other dogs or people?	1	5	10
7. Does your dog toilet or mark in the house?	1	5	10
8. Does she/he chew on forbidden items?	1	5	10
9. Is your dog too boisterous with children?	1	5	10
10. Does your dog bark at passers-by, or just about anything?	1	5	10
11. When left alone, does your dog show signs of anxiety?	1	5	10
12. Does your dog try to chase cars, joggers, cyclists etc?	1	5	10
13. Is your dog very anxious or aggressive when visiting the vet?	1	5	10
14. Does your dog steal food or other items?	1	5	10
15. Does your dog playfully bite you?	1	5	10
16. Does your dog show aggression towards other dogs/animals?	1	5	10
17. Does your dog run upstairs or through doorways ahead of you?	1	5	10
18. Does your dog pull on the lead?	1	5	10
19. Is your dog anxious in the car?	1	5	10
20. Has your dog ever growled at or bitten a person or another dog? (if yes, 10 Points)	1	5	10

Grade A: 0-27 Grade B: 28-36 Grade C: 37-45 Grade D: 46-54 **ASSOCIATION**

TOTAL POINTS

Grade A: These dogs are angels. Congratulations!
Grade B: These dogs are angels with a few rough edges but could easily move to the 'A' group with some training.
Grade C: 'C' dogs are nice dogs but they do need some training. However it often happens that owners of 'C' dogs don't think that their dog's behaviour is "bad enough" to warrant calling in help. This is a shame because, with appropriate training, the "nice 'C' dog can reach its full potential and become a great 'A' dog."
Grade D: Dogs in this category have issues that can be serious if not addressed. Owners of these dogs are constantly being annoyed and irritated by their dog's behaviour and are beginning to think, "something has got to be done". Fortunately, dogs can change their behaviour quite easily, so these owners should seek help immediately.
Grade F: Most people with dogs that rate an 'F' are desperate for change, but many don't know what to do. These dogs are "out of control", and serious problems can arise if they are not trained. No dog is a hopeless case. With the correct training to suit the dog's temperament, huge changes can be made.

We train all breeds, any age, any problem - including puppies.

Bark Busters Training is ideal for:

- Nuisance barking
- Aggressive behaviour
- Pulling on the lead
- Jumping up
- Separation anxiety
- Toileting problems
- Not coming when called
- Anti-social behaviour
- Over exuberance
- Chewing and destruction
- Basic obedience
- Early Puppy Education Program
- And more...

Thanks to these simple techniques we were able to see enormous changes in Rosie's behaviour, and therefore in our own happiness! Plus the sense of control and confidence we've gained the means that when things are not perfect, we know what to do and don't get angry and distressed.

Margie T., Auckland

Bark Busters training takes place in your home - no travel, no distractions, fast results.








For a more detailed behaviour rating, please visit the Bark Busters website.



Call us ... see the difference

0800 167 710
www.barkbusters.co.nz

Speaking Dog the Bark Busters Way




Barking, Obedience & Behavioural problems solved in your home